



# DYNA-KING®

World's Finest Hand Crafted Fly-Tying Vises and Accessories

## FLEX LAMP

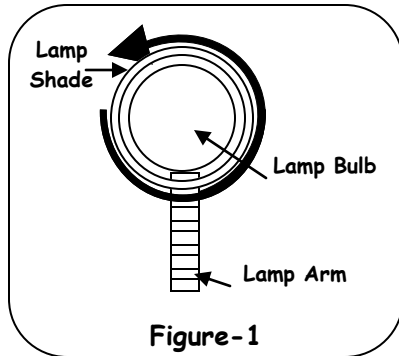


Figure-1

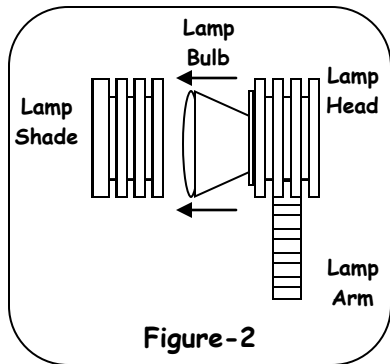


Figure-2

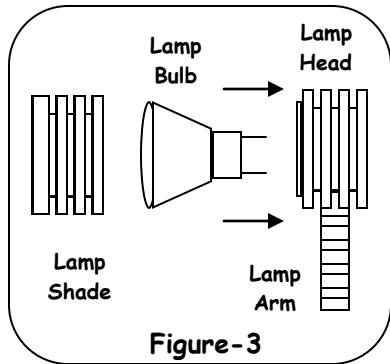


Figure-3

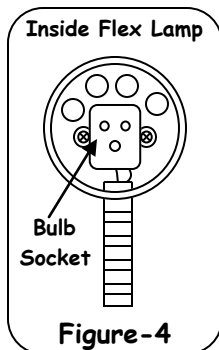
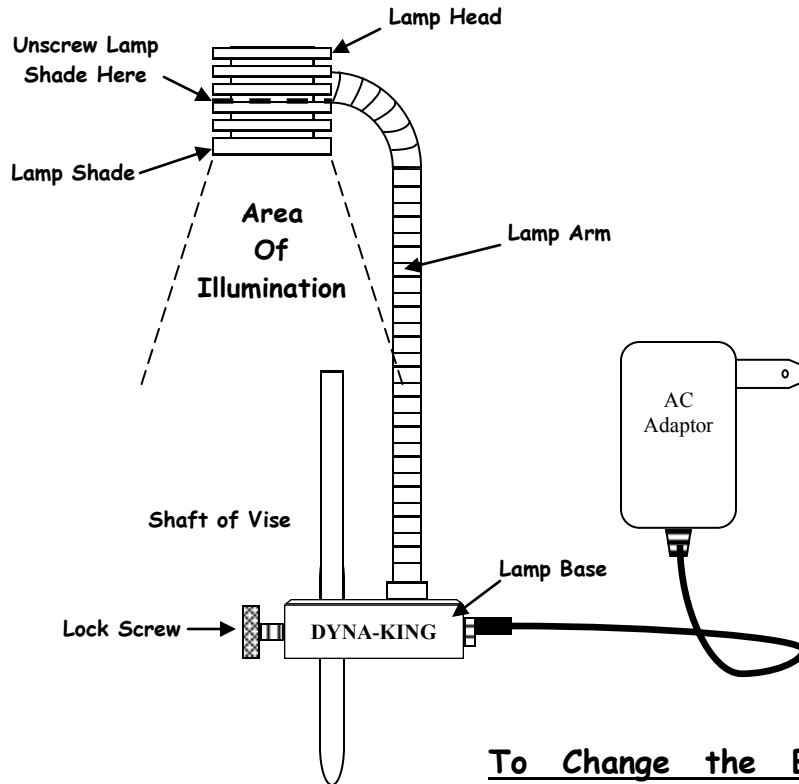


Figure-4



The Dyna-King Flex Lamp mounts directly onto any 3/8" vise shaft, and provides 10 watts of illumination. It is supplied with an AC Adaptor that simply plugs into the base of the Flex Lamp. The Flex Lamp is fully assembled at our factory and is ready to be plugged into an electrical outlet.

**Extra Bulbs are available separately for purchase**

**To Change the Bulb:** First Make sure your Lamp is unplugged. Grasp the Lamp Shade (Figure-1), & unscrew. Gently pull the Bulb out (Figure-2) & discard of properly. Now gently press the prongs of the new Lamp Bulb into the 2 small holes of the Bulb Socket (Figure-3). The Bulb Socket is a piece of porcelain located on the inside of the Lamp Head (Figure-4). Be careful when replacing the Bulb so as not to crack the porcelain. You may now screw the Lamp shade back on & plug in your lamp!